



BDCP

BROADBAND DEFICIENCIES
CORRECTION PROGRAM

IT Series: E-rate & Other Funding Sources

NM ASBO September 12th, 2018

Presenters:

Andy Eisley – Director Of Consulting, E-rate Central

Ovidiu Viorica – Senior Technology Projects Manager, PSFA

Partnering with New Mexico's communities to provide quality, sustainable school facilities for our students and educators.



E-RATE BACKGROUND

- Created through the Telecommunications Act of 1996
- Currently a four billion dollar program annually
- Provides discounts based on level of poverty between 20% and 90%
 - New Mexico has an average discount of 80%
- Discounts provided on Internet access, wide area network connectivity, and certain networking hardware and services
 - Services broken down by Category 1 (not capped) and Category 2 (\$156.23 per student over five years)
- Program cap and Category 2 budgets are pegged to inflation and adjusted annually



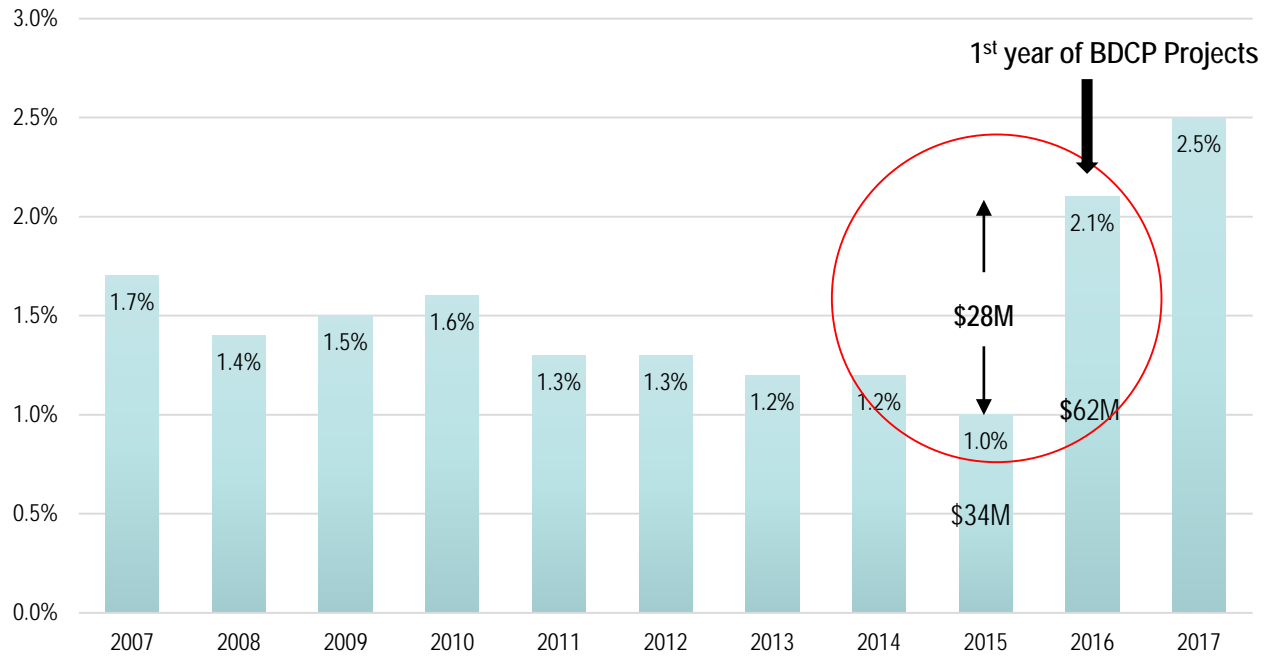
E-RATE BACKGROUND

- Critical funding source helping connect New Mexico schools to the Internet in the early years of program
- Recently has been vital in increasing bandwidth, competition, and lowering costs
- Since 1998 New Mexico schools have received \$816 Million in commitments resulting in \$556 Million in disbursements
- Recent changes have created new and exciting opportunities in New Mexico

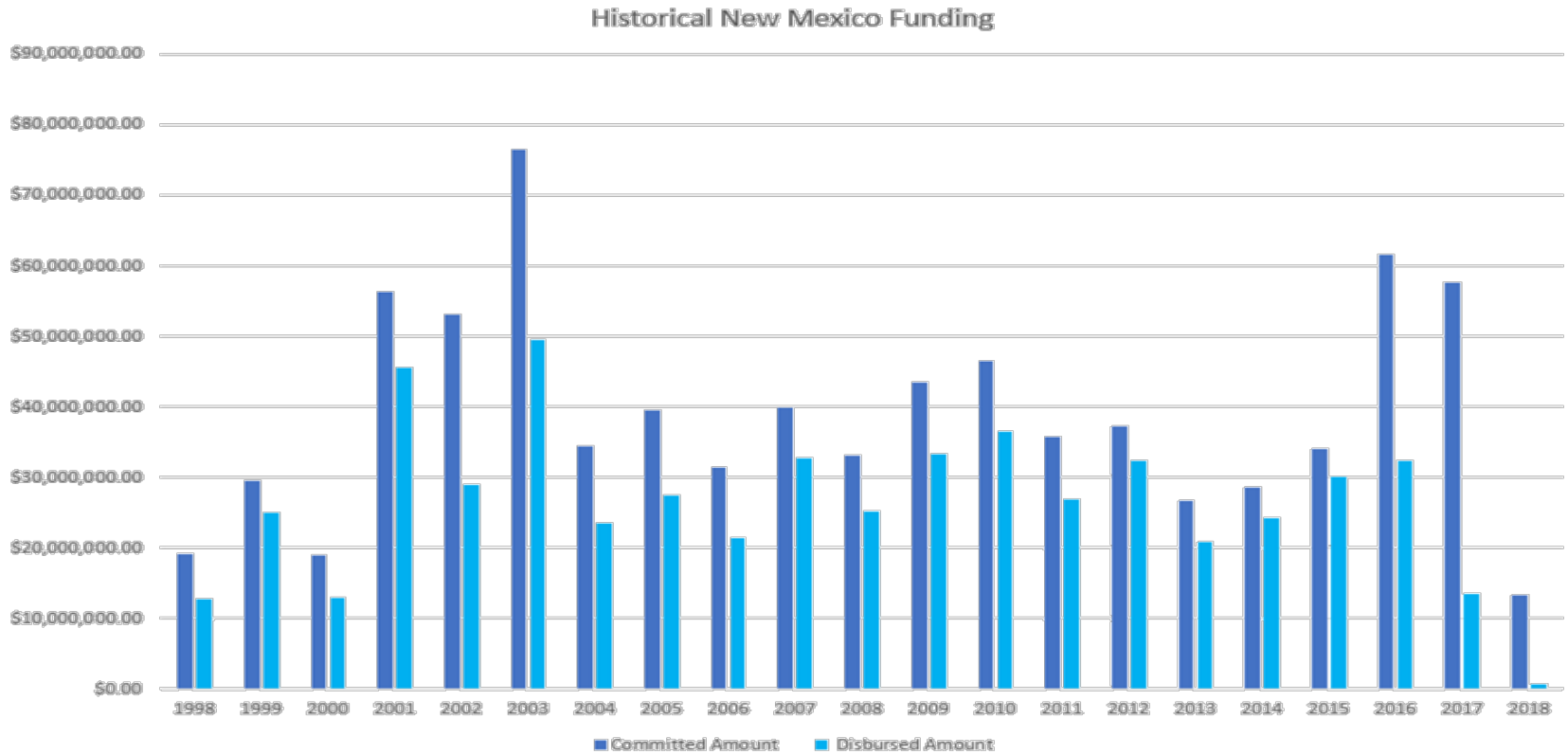


FUNDING FOR NM SCHOOLS

NM Approved E-rate Funding
(% of National)



COMMITMENTS & DISBURSEMENTS



Commitments not complete for 2018 and disbursements not complete for 2016-2018



COMMITMENTS & DISBURSEMENTS

FY	Committed Amount	Disbursed Amount
2018	\$ 13,226,109.00	\$ 688,722.00
2017	\$ 57,563,080.00	\$ 13,474,431.00
2016	\$ 61,672,919.00	\$ 32,396,328.00
2015	\$ 34,130,649.00	\$ 30,171,175.00
2014	\$ 28,639,438.00	\$ 24,162,949.00
2013	\$ 26,618,721.00	\$ 20,795,567.00
2012	\$ 37,333,579.00	\$ 32,310,605.00
2011	\$ 35,776,897.00	\$ 26,900,800.00
2010	\$ 46,577,644.00	\$ 36,516,119.00
2009	\$ 43,413,871.00	\$ 33,222,962.00
2008	\$ 33,084,748.00	\$ 25,276,430.00
2007	\$ 39,906,171.00	\$ 32,712,704.00
2006	\$ 31,499,989.00	\$ 21,337,328.00
2005	\$ 39,441,200.00	\$ 27,545,623.00
2004	\$ 34,461,067.00	\$ 23,529,759.00
2003	\$ 76,414,483.00	\$ 49,573,617.00
2002	\$ 53,092,350.00	\$ 29,061,836.00
2001	\$ 56,262,653.00	\$ 45,576,200.00
2000	\$ 18,919,624.00	\$ 12,971,473.00
1999	\$ 29,626,126.00	\$ 25,081,650.00
1998	\$ 19,204,432.00	\$ 12,662,922.00
Total	\$ 816,865,750.00	\$ 555,969,200.00



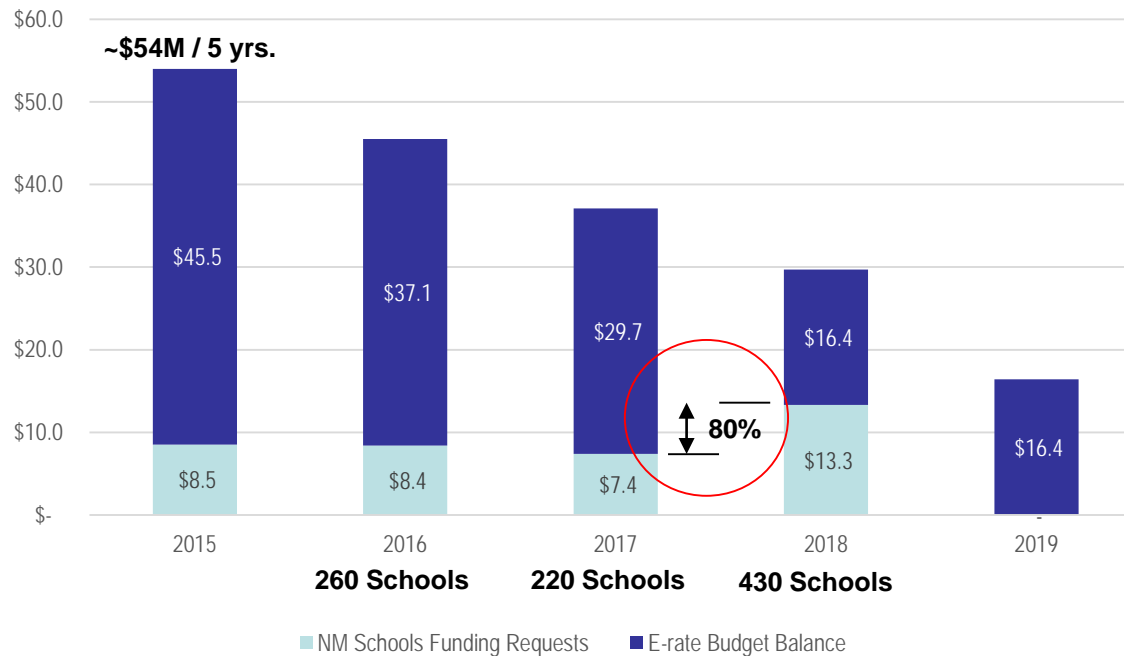
HOW DOES E-RATE IMPACT SCHOOLS?

- On average each school building has received about \$35,000 of E-rate Funding per year
 - Not all schools take as much advantage of E-rate as they could
- E-rate is a procurement program as much as a technology program
 - Business managers should not be doing IT nor should IT managers be doing procurement
- Complicated program with record retention period of over 10 years
 - Strict compliance requirements that can result in denial of funding or worse being forced to return funds



MAXIMIZING CAT2 E-RATE BUDGETS

E-rate Budget Use (Network Equipment - Cat2)



WHO GETS A GOLD STAR?

These districts have used 75% or more of their Category 2 Funding from 2015 through 2018

ANIMAS PUBLIC SCHOOL DISTRICT 30	FLOYD MUNICIPAL SCHOOL DIST	MESA VISTA CONS SCHOOL DIST
BELEN CONS SCHOOL DISTRICT	FORT SUMNER MUNICIPAL SCH DIST	MESCALERO APACHE SCHOOL DIST.
BERNALILLO PUBLIC SCHOOLS	GRADY MUNICIPAL SCHOOL DIST	MORA INDEP SCHOOL DISTRICT
CAPITAN MUNICIPAL SCHOOL DIST	GRANTS-CIBOLA COUNTY SCHOOL DISTRICT	PENASCO INDEPENDENT SCHOOLS
CARRIZOZO MUNICIPAL SCHOOLS	HAGERMAN MUNICIPAL SCHOOL DIST	PORTALES MUNICIPAL SCHOOLS
CIMARRON MUN SCHOOL DISTRICT	HATCH VALLEY PUBLIC SCHOOLS	QUESTA INDEPENDENT SCHOOL DISTRICT
CLOUDCROFT MUN SCHOOL DIST	HOBBS MUNICIPAL SCHOOL DIST	RATON PUBLIC SCHOOLS
CORONA MUNICIPAL SCHOOL DIST	HONDO VALLEY SCHOOL DISTRICT	ROSWELL INDEP SCHOOL DISTRICT
DES MOINES MUNICIPAL SCHOOLS	HOUSE MUNICIPAL SCHOOL DIST	ROY MUNICIPAL SCHOOLS
DEXTER SCHOOL DISTRICT	JEMEZ MOUNTAIN SCHOOL DIST 56	SAN JON MUNICIPAL SCHOOL DIST
DORA CONS SCHOOL DISTRICT	LAS VEGAS CITY SCHOOL DISTRICT	SHIPROCK ASSOCIATED SCHOOLS INC.
ELIDA MUNICIPAL SCHOOL DIST	LOGAN MUNICIPAL SCHOOL DIST	SILVER CONSOLIDATED SCH DIST 1
ESPANOLA PUBLIC SCHOOL DIST	LOS LUNAS SCHOOL DISTRICT	TAOS MUNICIPAL SCHOOL DISTRICT
ESTANCIA MUNICIPAL SCHOOL DIST	MELROSE MUNICIPAL SCHOOL DIST	TATUM MUNICIPAL SCHOOL DIST
FARMINGTON MUNCPL SCH DIST 5		

SO YOU HAVE EVERYTHING YOU NEED?

- The districts listed below have not used any of their Category 2 budgets after four years of the budgets being in place.

District Name	Pre-Discount Budget
CENTRAL CONS SCHOOL DIST 22	\$ 989,260.69
ARTESIA PUBLIC SCHOOL DISTRICT	\$ 611,075.24
AZTEC MUNICIPAL SCHOOL DIST	\$ 492,807.65
ZUNI PUBLIC SCHOOL DISTRICT	\$ 206,590.72
EUNICE PUBLIC SCHOOL DISTRICT	\$ 121,860.92
JEMEZ VALLEY PUBLIC SCHOOLS	\$ 44,526.11
MOSQUERO MUNICIPAL SCHOOL DIST	\$ 19,164.46
WAGON MOUND PUBLIC SCHOOLS	\$ 19,164.46
Total:	\$ 2,504,450.25

Please note Wagon Mound did apply for C2 in 2018 which was denied and is currently under appeal



WHY DON'T SCHOOLS FULLY LEVERAGE E-RATE?

- Not planning adequately
- Complicated and bureaucratic program
- It is a year round process often involving multiple years at once
- Lack of understanding
- Lack of local matching funds
- Not taking advantage of the resources the state has made available to them



WHAT RESOURCES IS THE STATE PROVIDING?

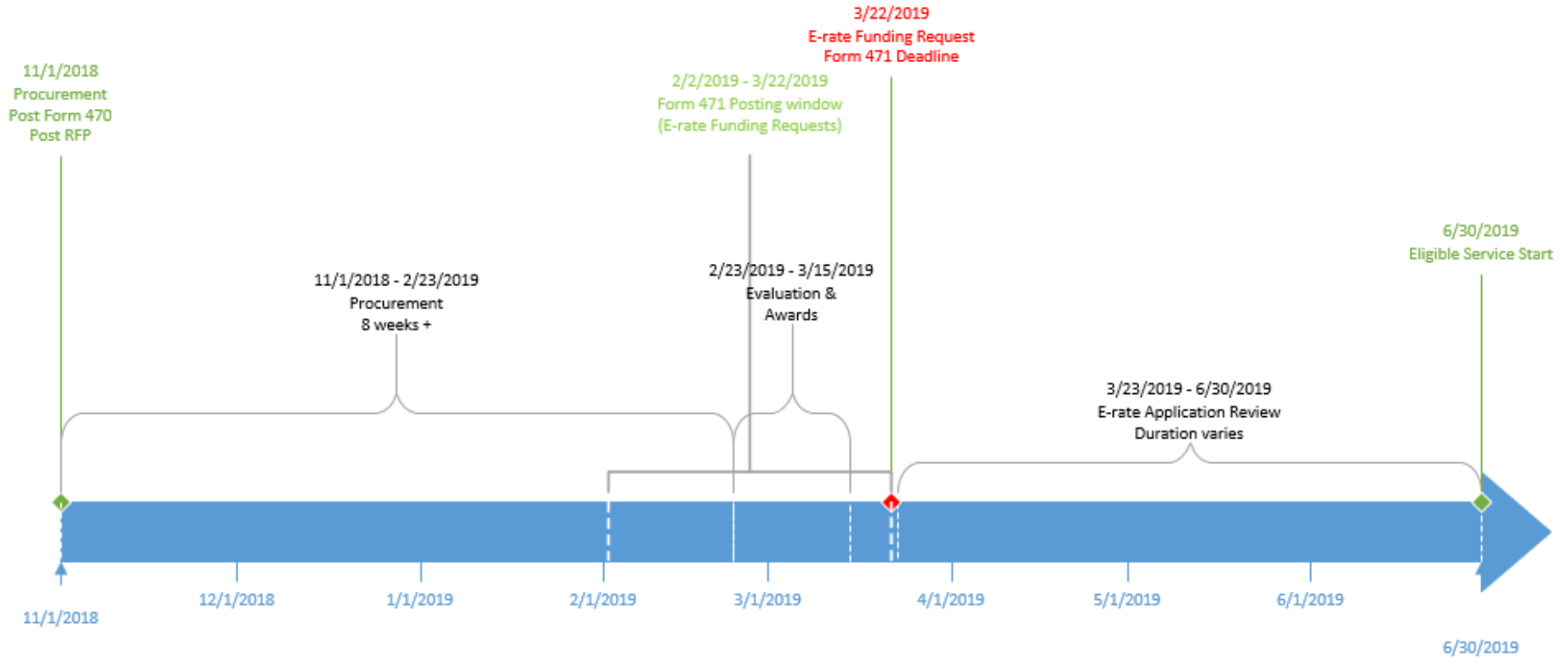
- Matching funds through Broadband Deficiencies Correction Program (BDCP)
- Master contracts to make the procurement process less onerous
- The BDCP staff at PSFA (Ovidiu Viorica, Ruth Bingham, Richard Govea, and Jerry Smith) are available to assist
- John Chadwick from PED is the State E-Rate Coordinator
- PSFA has contracted with E-Rate Central to support the public schools in the state



WHAT RESOURCES IS THE STATE PROVIDING?

- Fall Trainings in Albuquerque (10/31), Cuba (11/2), Las Vegas (11/5), Roswell (11/6), Truth or Consequences (11/8).
- RFP Templates for Internet access and WAN services available at <http://www.nmpsfa.org/?q=broadband>
- Contract templates that comply with State procurement law
- Weekly New Mexico E-Rate Specific Newsletter
(email webmaster@e-ratecentral.com to sign up and ask to be added to the New Mexico Weekly News)

E-RATE 2019 TIMELINE



'18-'19 E-rate Application process
BDCP Infrastructure projects



OTHER SOURCES OF FUNDING (School Security focus): PSCOC

- HB306:
 - \$6M – Single, one time appropriation
- SB239:
 - up tp \$10M / year for 4 years (FY19-FY22)



OTHER SOURCES OF FUNDING (School Security focus): PSCOC

- 288 Applications (locations)
- ~\$48M Estimated cost


	System Type	# of applicant facilities including this system type
7	Emergency Notification Systems (radio-ready, intercom and/or multi-hazard alarm system)	55
8	Onsite radio communication infrastructure	28
10	Exterior door access control system	155
13	Central camera control monitor	27
23	Security cameras*	69
26	Gunshot detection systems*	4
27	School visitor ID scanner or other access control system*	33



QUESTIONS / COMMENTS

Partnering with New Mexico's communities to provide quality, sustainable school facilities for our students and educators.





Public School Facilities Authority (PSFA)

Andy Eisley (E-rate Central)

Ruth Bingham, Richard Govea, Jerry Smith, Shatona Martin, Ovidiu Viorica

visit: www.nmpsfa.org/?q=broadband

or phone: 505-843-6272

